


ChargePoint® CPF50 Level 2 Charging Stations for Fleet

Specifications and Ordering Information



Ordering Information

The order codes below represent specific product configurations. Other product options are available. Please contact ChargePoint Sales for information and order codes.

Hardware

Description		Order Code
Model	Single Port, Wall Mount, 5.4m (18') Cable	CPF50-L18
	Single Port, Pedestal Mount, 5.4m (18') Cable	CPF50-L18-PEDMNT
	Dual Port, Pedestal Mount, 5.4m (18') Cable	CPF50-L18-PEDMNT-Dual
	Single Port, Pedestal 5.4m (18') Cable with 6' Cable Management Kit	CPF50-L18-PEDMNT-CMK6
	Dual Port, Pedestal, 5.4m (18') Cable with 6' Cable Management Kit	CPF50-L18-PEDMNT-CMK-Dual
	Single Port, Wall, 5.4m (18') Cable with 6' Cable Management Kit	CPF50-L17-WALLMNT-CMK6
	Single Port, Wall Mount, 7.0m (23') Cable	CPF50-L23
	Single Port, Pedestal, 7.0m (23') Cable with 8' Cable Management Kit	CPF50-L23-PEDMNT
	Dual Port, Pedestal Mount, 7.0m (23') Cable	CPF50-L23-PEDMNT-Dual
	Single Port, Pedestal, 7.0m (23') Cable with 8' Cable Management Kit	CPF50-L23-PEDMNT-CMK8
	Dual Port, Pedestal, 7.0m (23') Cable with 8' Cable Management Kit	CPF50-L23-PEDMNT-CMK8-Dual
	Single Port, Wall, 7.0m (23') Cable with 8' Cable Management Kit	CPF50-L23-WALLMNT-CMK8
Replacement Cable	5.4m (18'), 50A, Charging Cable	CPFCABLE-T1-50A-L18-F
	5.4m (18'). 50A, Charging Cable, CMK version	CPFCABLE-T1-50A-L18-CMK-F
	7.0m (23'), 50A, Charging Cable	CPxCABLE-T1-50A-L18-F
	7.0m (23'), 50A, Charging Cable, CMK version	CPFCABLE-T1-50A-L23-CMK-F

Required Companion Products

Description	Order Code
ChargePoint Cloud Plan	Please contact ChargePoint sales
ChargePoint Gateway* (1 required for every 9 stations)	CPGW1-LTE

* The ChargePoint Gateway is required for all CPF50 installations. ChargePoint certified installers will do a site validation and order the ChargePoint Gateway as needed. In addition, the site host is responsible for providing power to the gateway. The ChargePoint Gateway is owned and maintained by ChargePoint.

The Gateway should be located where cellular signal levels are optimal for LTE. Each Gateway must be located within 150 feet line-of-sight to as many as nine (9) CPF50 charging stations. Each CPF50 charging station has built-in WiFi capability to communicate via the Gateway for ChargePoint network services.

The Gateway is a UL Class 2 device and requires less than four watts power (33 mA@120 V or 19 mA@208 V). ChargePoint recommends hardwire electrical termination to the power source for the Gateway. The Gateway dimensions are 280 mm (11 in) wide by 340 mm (13 3/8 in) long by 137 mm (5 3/8 in) deep.

Recommended Companion Products for Fleet Applications

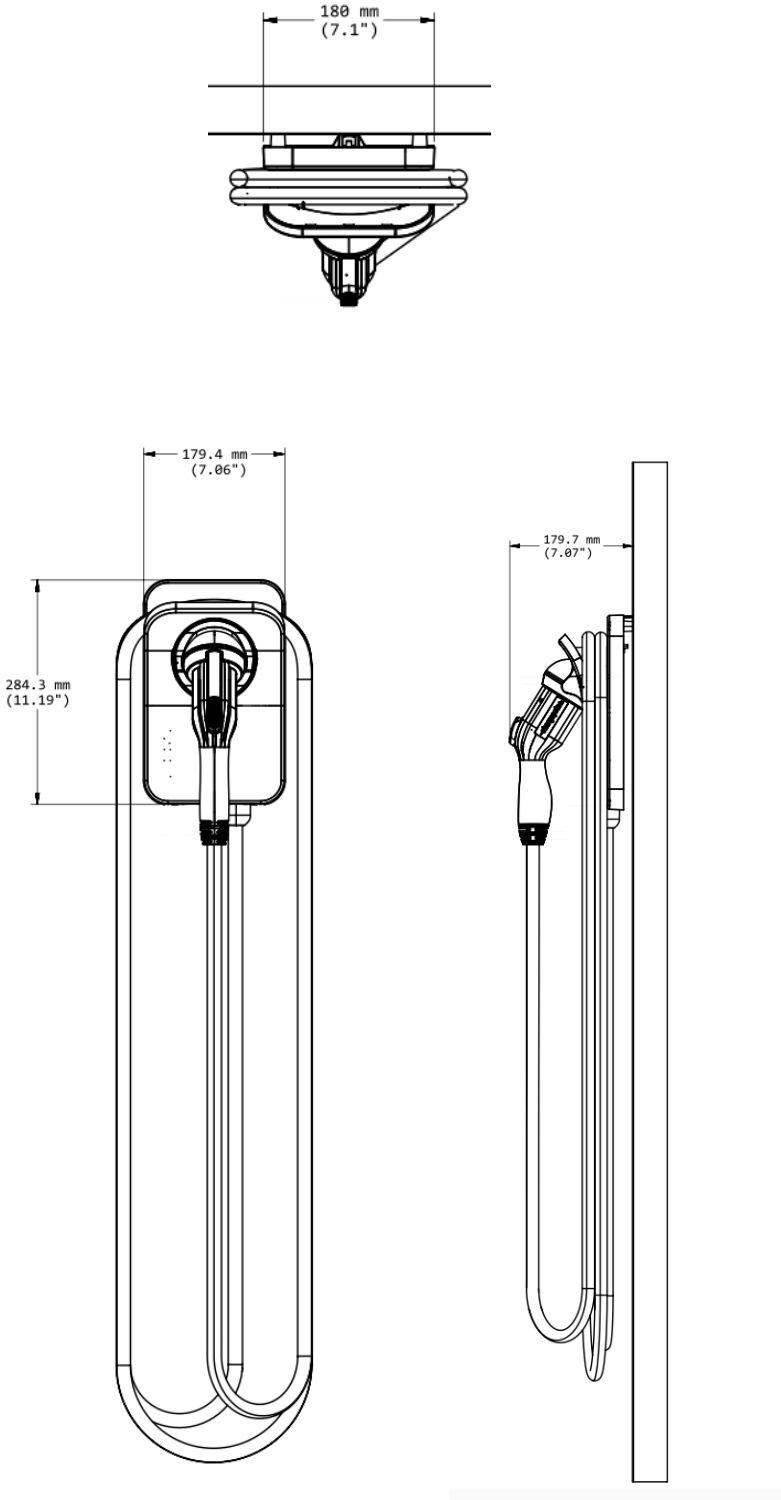
Description	Order Code
Station Initial Activation	CPSUPPORT-ACTIVE
ChargePoint Assure	CPF-ASSURE- <i>n</i> *

*Substitute *n* for desired years of service (1, 2, 3, 4 or 5)

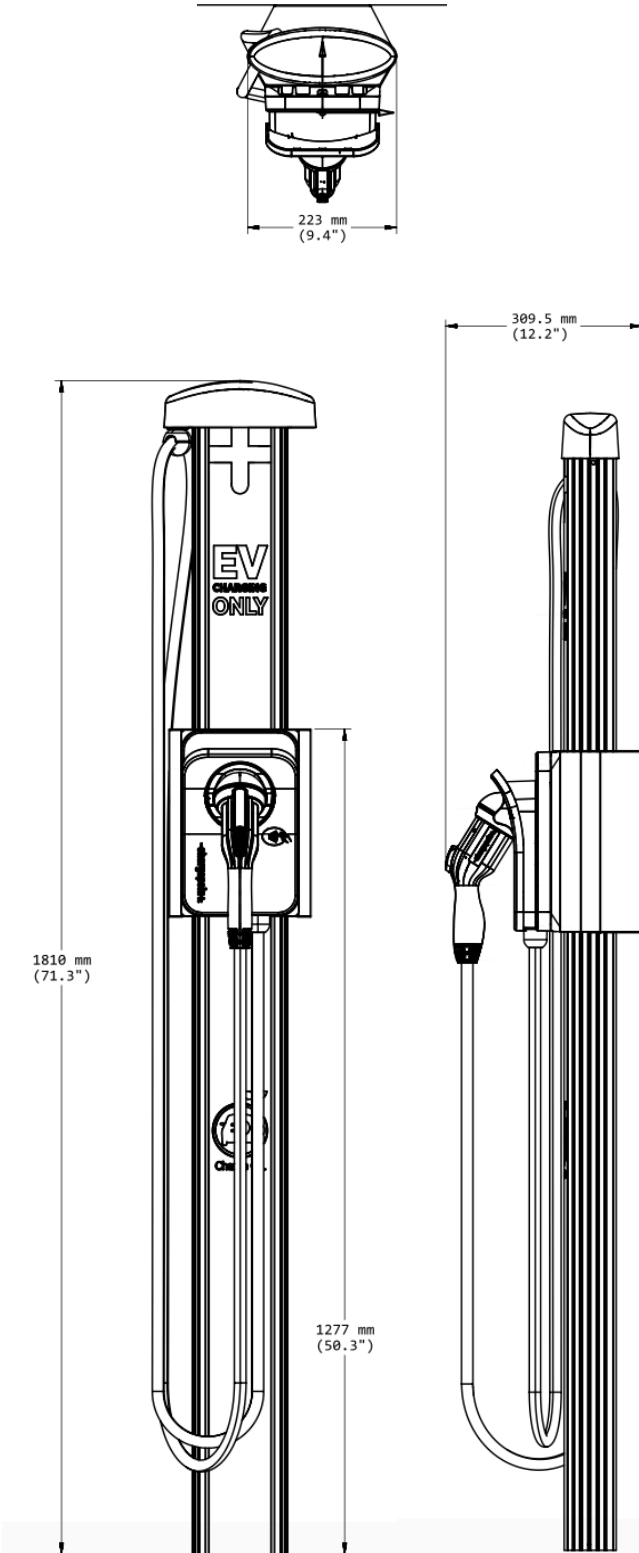
Architectural Drawings (Dimensions)

Single Wall Mount

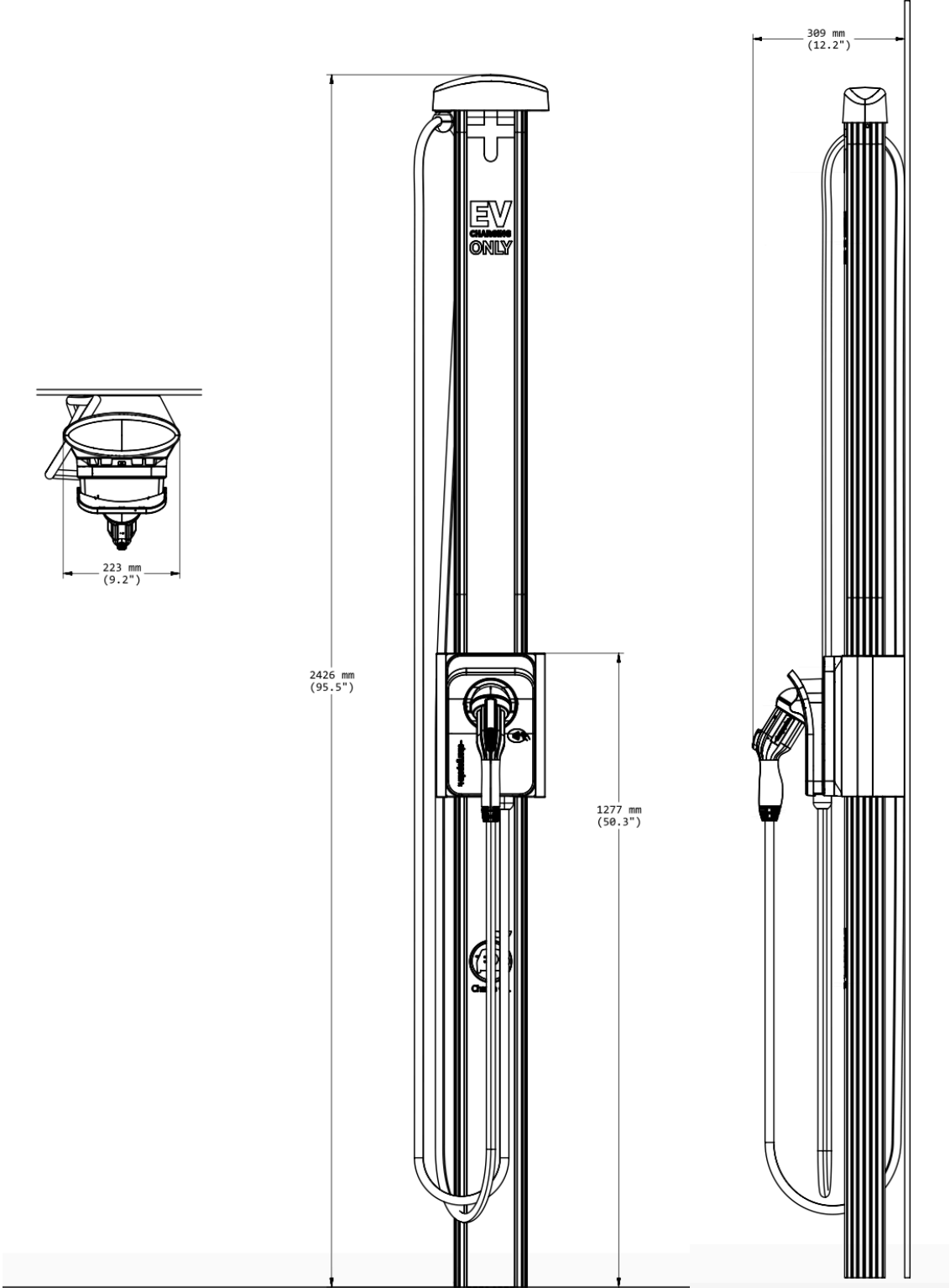
CPF50-L23





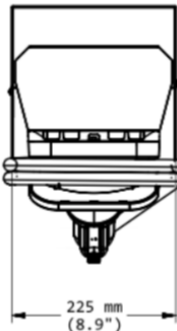
Single Wall Mount with Cable Management Kit
CPF50-L17-WALLMNT-CMK6ft (6 ft)



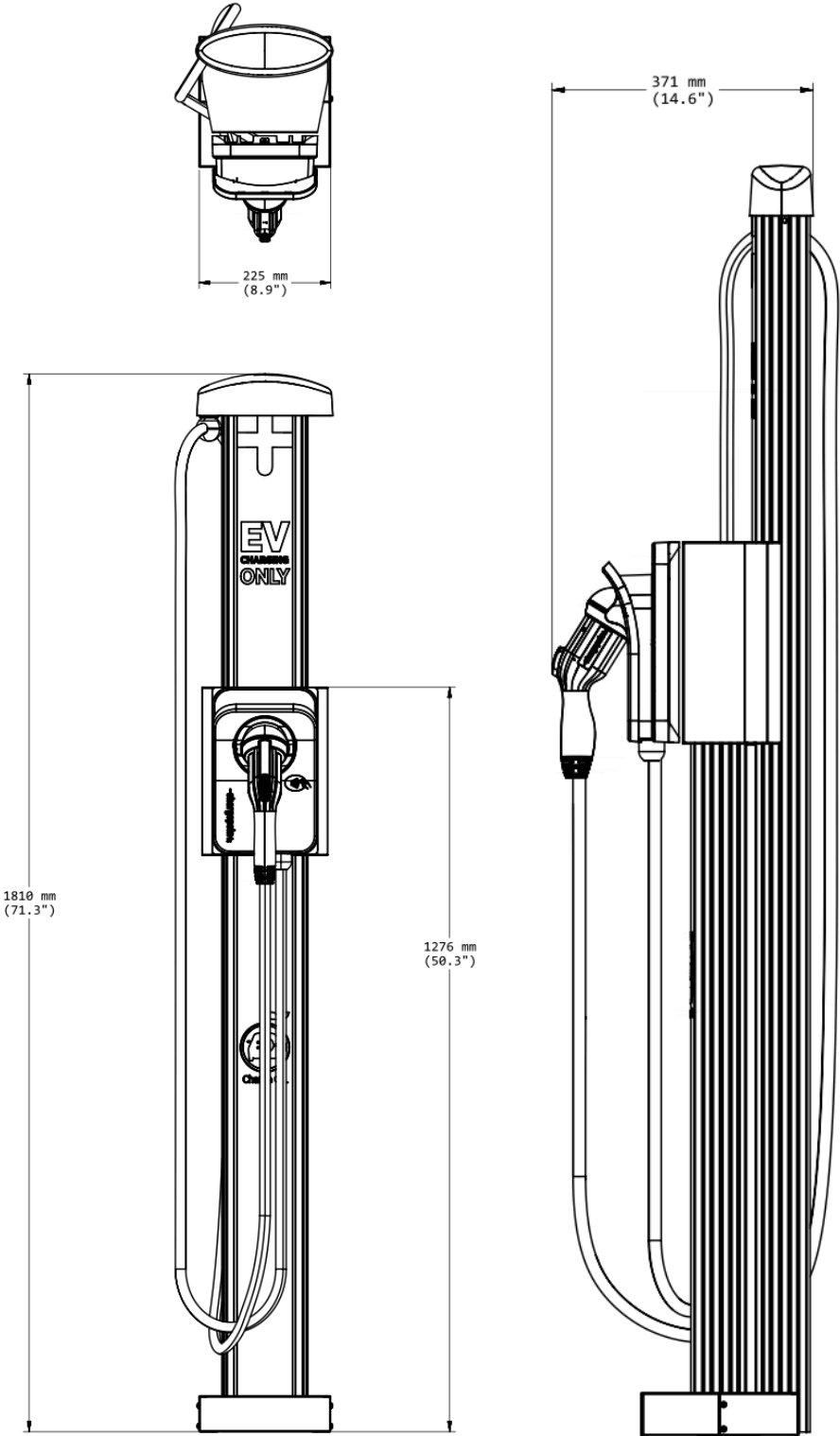
Single Wall Mount with Cable Management Kit
CPF50-L23-WALLMNT-CMK8ft (8 ft)



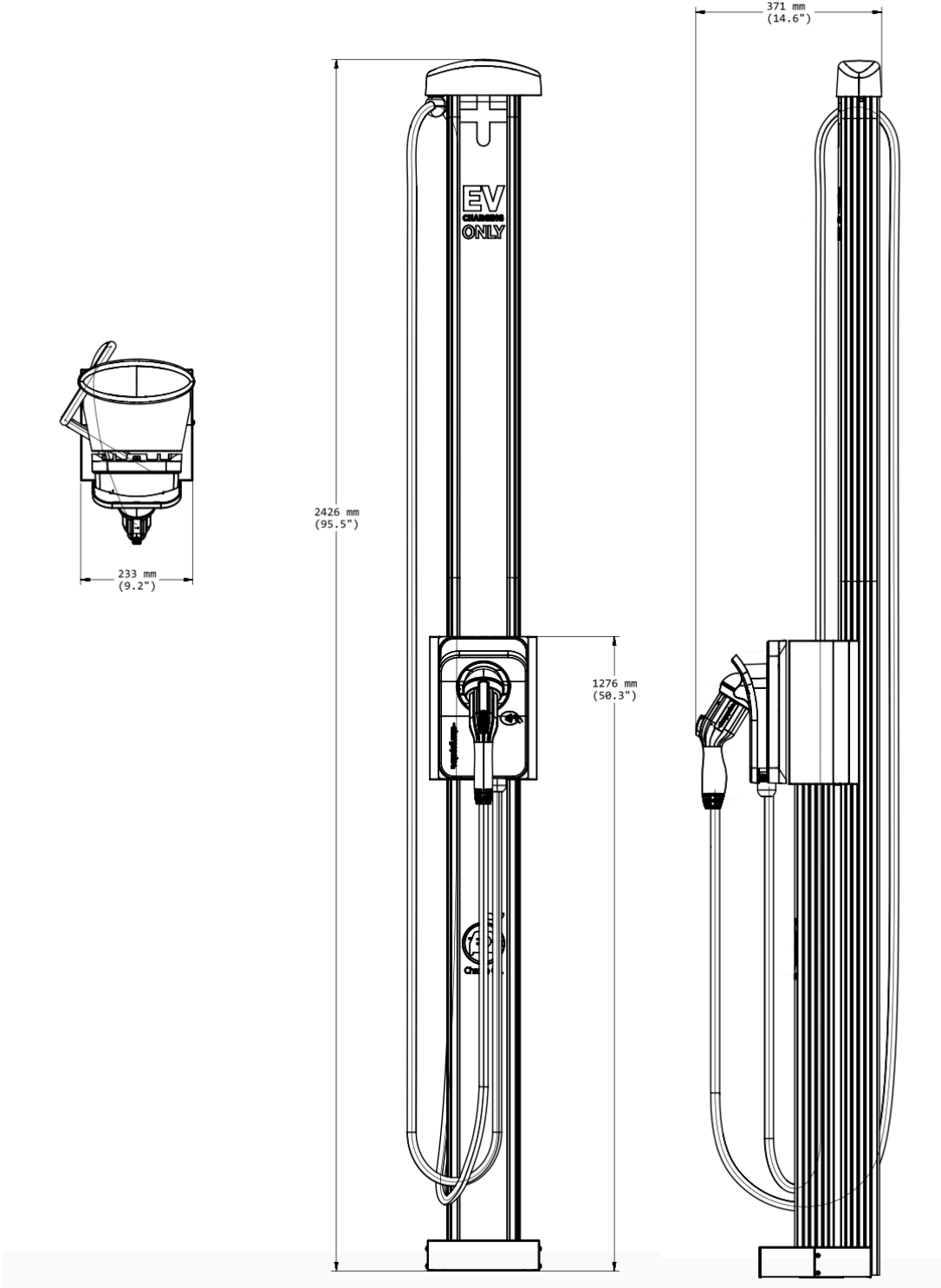
Single Pedestal Mount
CPF50-L23



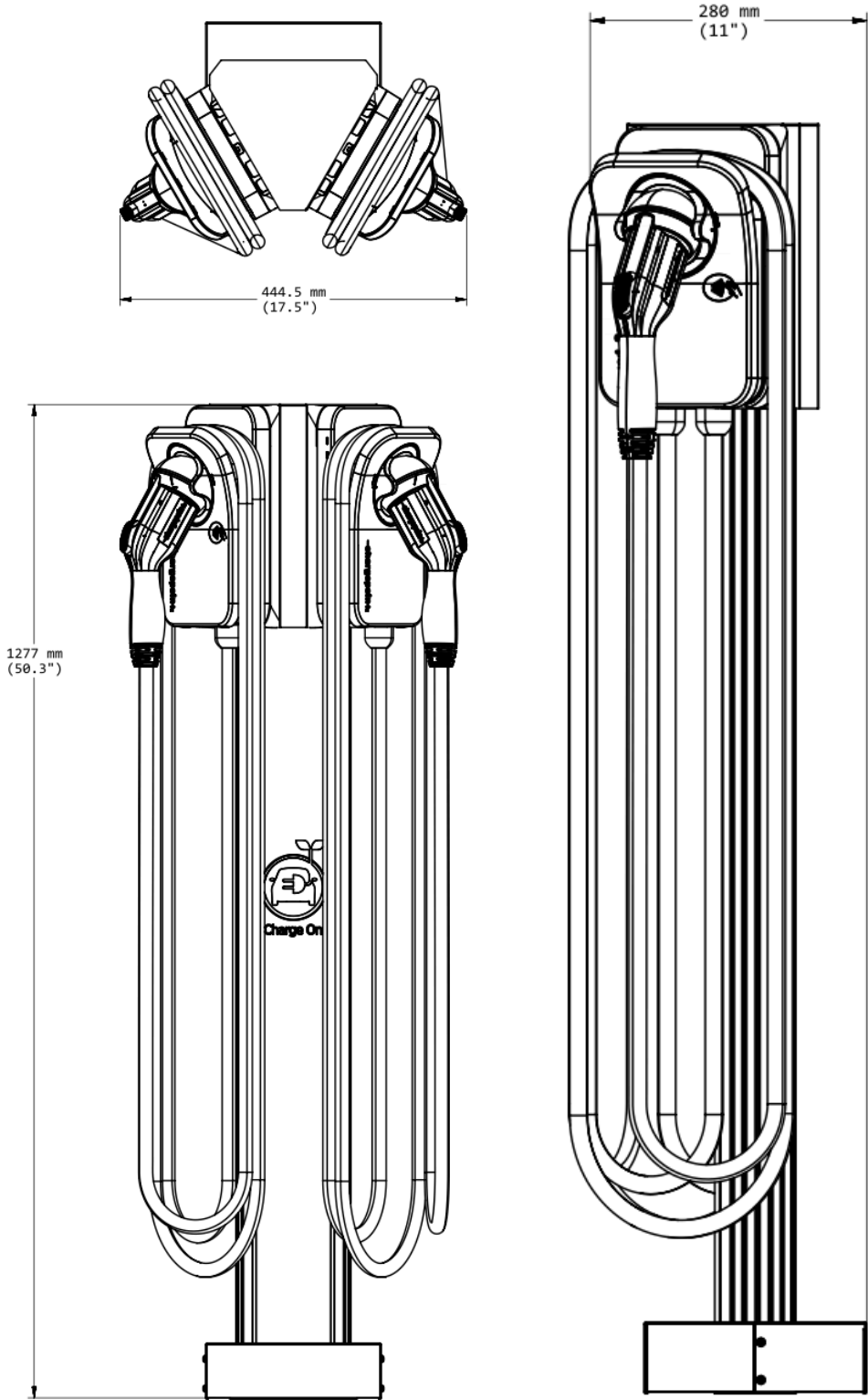
Single Pedestal Mount with Cable Management Kit
CPF50-L18-PEDMNT-CMK6 (6 ft)



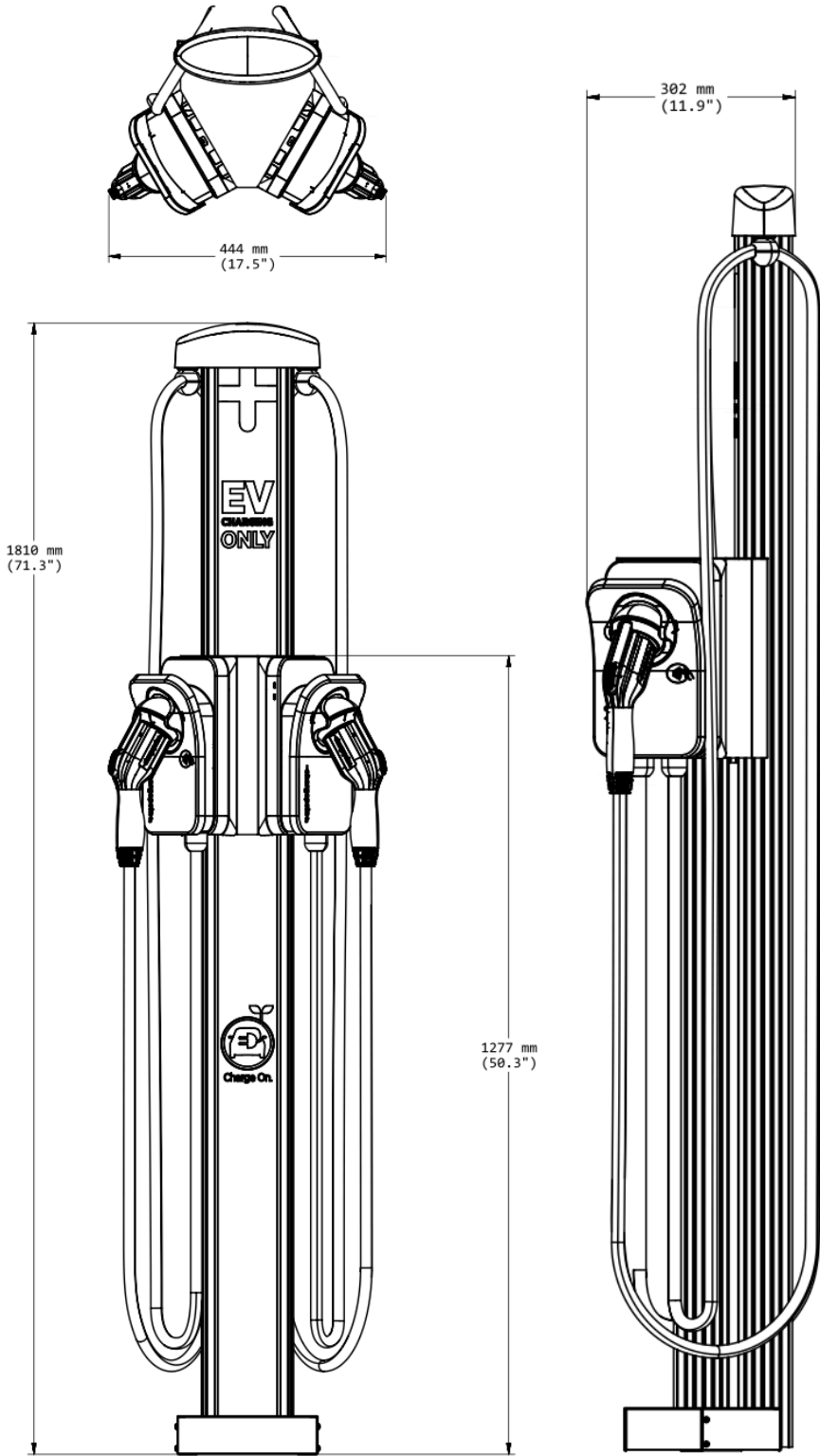
Single Pedestal Mount with Cable Management Kit
CPF50-L23-PEDMNT-CMK8 (8 ft)



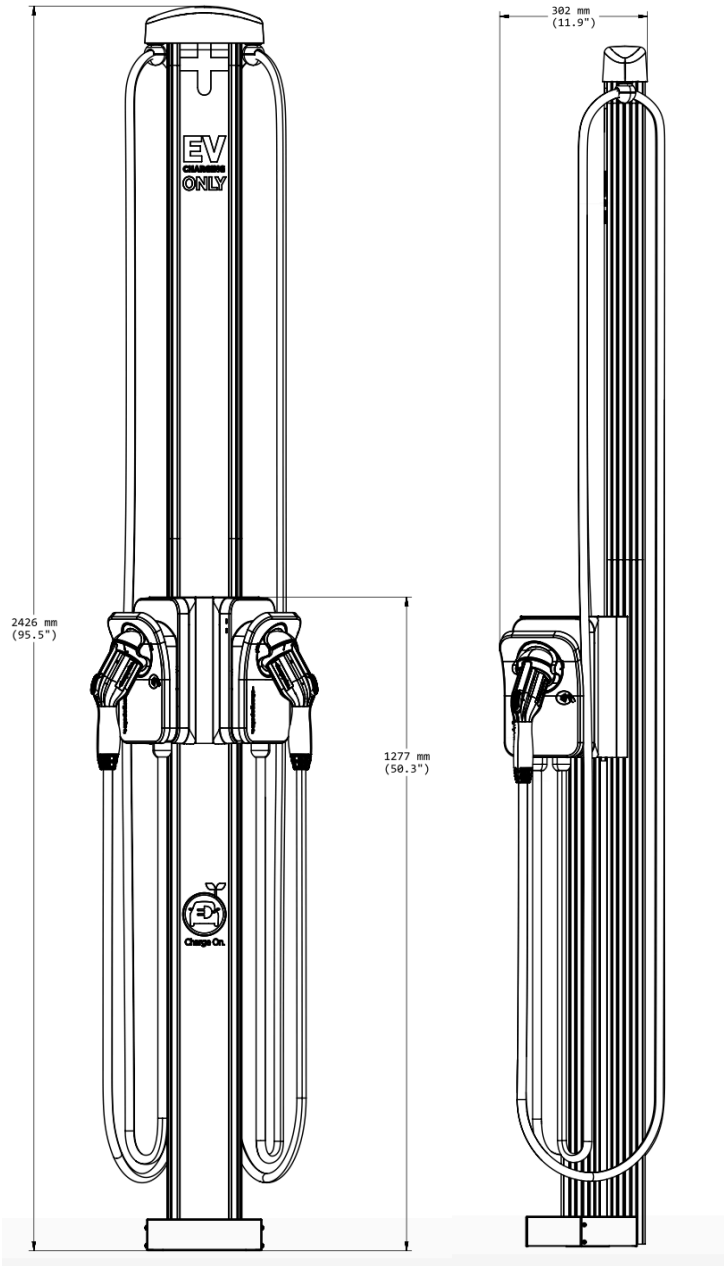
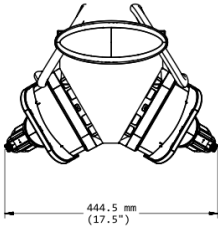
Dual Pedestal Mount
CPF50-L23-PEDMNT-Dual



Dual Pedestal Mount with Cable Management Kit
CPF50-L17-PEDMNT-CMK6-Dual (6 ft)



Dual Pedestal Mount with Cable Management Kit
CPF50-L23-PEDMNT-CMK8-Dual (8 ft)



General Specifications

Electrical Input

Electrical Input	One Station (AC Voltage 208 / 240V AC)			Two Stations (AC Voltage 208 / 240V AC)		
	Input Current	Input Power Connection	Required Service Panel Breaker	Input Current Per Circuit	Input Power Connection	Required Service Panel Breaker
Required	50A	80A	70A or 80A	80A	Two independent 80A circuits	70A or 80A dual pole (non-GFCI type) x2
Circuit Share	n/a	n/a	n/a	50A	One 80A branch circuit	70A or 80A dual pole (non-GFCI type)
Power Select	16A - 50A	20A - 80A	20A - 80A dual pole (non-GFCI type)	16A	Two independent 20A circuits	20A dual pole (non-GFCI type) x2
				24A	Two independent 30A circuits	30A dual pole (non-GFCI type) x2
				32A	Two independent 40A circuits	40A dual pole (non-GFCI type) x2
				40A	Two independent 50A circuits	50A dual pole (non-GFCI type) x2
				48A	Two independent 60A circuits	60A dual pole (non-GFCI type) x2
Service Panel GFCI	Do not provide external GFCI as it may conflict with internal GFCI (CCID)					
Wiring – Standard	3 Wire – L1, L2 plus Earth (no neutral)			5 Wire (L1, L1, L2, L2, Earth)		
Wiring – Power Share	n/a			3 Wire (L1, L2 Earth)		
Station Power	2.5W typical (standby), 4W maximum (operation)			5W typical (standby), 8W maximum (operation)		

Electrical Output

Standard	12 kW (240V AC @ 50A)
----------	-----------------------

Functional Interfaces

Connector Types	SAE J1772™
Cable Length – 1.8 m (6') Cable Management	5.4 m (18')
Cable Length – 2.4 m (8') Cable Management	7.0 m (23')
Overhead Cable Management System	Yes
Card Reader	ISO 15693 and ISO 14443

Safety and Connectivity Features

Ground Fault Detection	20mA CCID with auto retry
Open Safety Ground Detection	Continuously monitors presence of safety (green wire) ground connection
Plug-Out Detection	Power terminated per SAE J1772™ specifications
Power Measurement Accuracy	+/- 2% from 2% to full scale (50A)
Power Report/Store Interval	15 minute, aligned to hour
Local Area Network	2.4/5 GHz Wi-Fi (802.11 a/b/g/n)
Wide Area Network	4G LTE provided by the ChargePoint Gateway CPGWx

Safety and Operational Ratings

Station Enclosure Rating	Type 3R per UL 50E
Safety and Compliance	UL and C-UL listed; complies with UL2594, UL2231-1, UL 2231-2. NEC Article 625 compliant. For Canada CSA C22.2, No. 280, 281.1, 281.2, CED UL and C-UL listed per UL916 Energy Management Equipment
Station Surge Protection	6 kV @ 3000A. In geographic areas subject to frequent thunder storms, supplemental surge protection at the service panel is recommended
EMC Compliance	FCC Part 15 Class B
Storage Temperature	-40°C to +60°C (-40°F to 140°F)
Operating Temperature	-40°C to +50°C (-40°F to 122°F)
Operating Humidity	Up to 95% @+50°C (122°F) non-condensing
Non-Operating Humidity	Up to 95% @+50°C (122°F) non-condensing
Maximum Charging Stations per 802.11 Radio Group	9 maximum. Each station must be located within 46 m (150') "line of sight" of a CPGW gateway

Indicators

WiFi LED	Yes
Fault Indicator per UL	Yes
Status LED	Yes

ChargePoint, Inc. reserves the right to alter product offerings and specifications at any time without notice, and is not responsible for typographical or graphical errors that may appear in this document



ChargePoint, Inc.
240 East Hacienda Avenue
Campbell, CA 95008-6617 USA
+1.408.841.4500 or
+1.877.370.3802 US and Canada toll-free
chargepoint.com

Contact Us
Visit chargepoint.com
Call +1.408.705.1992
Email sales@chargepoint.com

Copyright © 2019 ChargePoint, Inc. All rights reserved. CHARGEPOINT is a U.S. registered trademark/service mark, and an EU registered logo mark of ChargePoint, Inc. All other products or services mentioned are the trademarks, service marks, registered trademarks or registered service marks of their respective owners. 27 October 2019.

Listed by Underwriters Laboratories Inc.